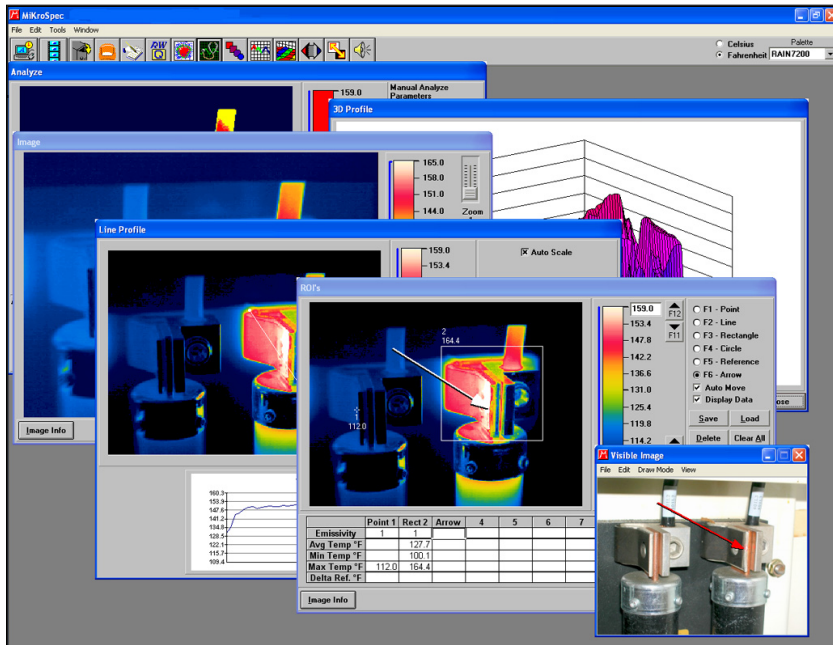


Thermal Image Processing and Report Writing Software

The MikroSpec™ 2.9 thermal imaging software package offers a combination of functionality, ease of use, and value that is unrivaled in the industry. With an array of powerful image analysis tools, an architecture that is easy to understand and operate, and a price that is very affordable, MikroSpec should be your first choice in thermal imaging software.



System Requirements

Computer:

- Pentium 75 MHz or higher processor
- 64 MB RAM
- 75 MB free on hard drive
- VGA 16 bit (65,536 colors) or higher

Operating System:

- Windows™ 98SE, XP, NT 4.0 with Service Pack 5 or higher, or 2000 with Service Pack 2 or higher

Features:

Advanced Image Analysis including image calibration, filtering, statistical analysis, and Regions of Interest definition, as well as scene emissivity and background correction.

OLE-2 Compliant Report Writer enables simple creation of professional quality reports using the integrated Mikron Report Writer software with your favorite Windows word processing and spreadsheet programs. It also has the ability to read and write Microsoft™ Word documents.

Industry-Leading Documentation and Support ensures easy start-up and continued access to technical assistance and support.

Free Updates for 12 Months provides you access to the latest advancements and improvements as soon as they are available — at no charge.

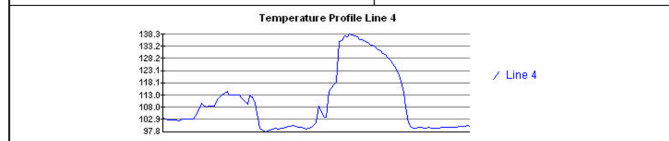
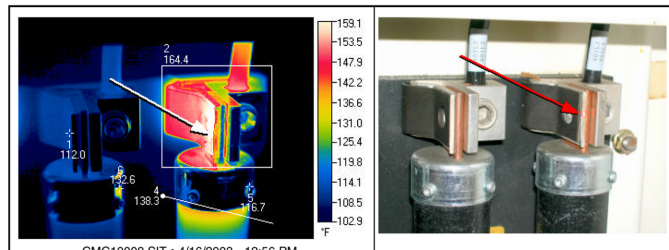
Windows™ Compatibility ensures flawless operation in Windows™ 98SE, XP, NT, or 2000.

Multiple Color Palettes offer flexibility for optimal image clarity.

Open Architecture assures flawless operation with virtually all Mikron infrared cameras.



Mikron Infrared, Inc.
THERMOGRAPHIC REPORT FOR
XYZ Company



	Point1	Rect2	Line4	Point5	Point6
Emiss.	1.0	1.0	1.0	1.0	1.0
Avg		127.7 °F	109.9 °F		
Min		100.1 °F	97.8 °F		
Max	112.0 °F	164.4 °F	138.3 °F	116.7 °F	132.6 °F
Delta					

Equipment	
Location	
Condition	
Causes	
Load	
Temperature Rise	
Repair Priority Level	
Action	
Suggested	

Repairs Completed By:	
Date: 11/07/2003	Page: 1



Visit our website at www.IRimaging.com or call 1-888-506-3900

MikroSpec™ 2.9 Features

Manage Images



Sound Playback

The sound playback feature allows you to listen to sound clips saved as part of the MikroScan 7200 image file.



Visible Light Images

The software allows you to view and save visible light images taken with the MikroScan 7200V.



Temperature Information

The software is able to use radiometric thermal image data, or you can manually define and imbed temperature information in an image. To manually define temperature information you must enter the values for two known temperature points on the image and allow the software to calculate the temperatures for the rest of the image based on these values.



Thumbnails

The view thumbnails feature displays thumbnails of all available thermal images in the specified directory. From the thumbnails window you can sort images by type, specify a color palette, load any of the images for detailed analysis, browse your entire file structure to access any image, or print the contents of the specified directory. An optional feature of the software also allows you to convert and save native .SIT images to a .IMG format.

Analyze Images



Analyze an Image

The image analyze feature allows you to define temperature ranges and colors to create a three channel static isotherm or a single channel dynamic isotherm. The analyzed image then provides you an easy-to-read graphic representation of discrete temperature ranges.



Regions of Interest

The regions of interest (ROIs) feature allows you to define a reference point on an image and up to nine additional regions for the software to monitor. For each region, the software automatically calculates the minimum temperature, the maximum temperature, the average temperature, and the difference between the maximum and the reference temperatures.



Filter

The filter feature allows you to view portions of an image that fall within a discrete user-defined temperature range. The software masks the temperatures above and below the range that you specify, and condenses the color palette to fit within the specified range.



Invert Polarity

The invert polarity feature reverses the current color palette of the thermal image to improve image clarity. For example, if you have a gray scale image that associates white with hot, the inverted image will associate black with hot.



Line Profile

The line profile feature generates a two-dimensional graph relating distance to temperature based on the location of a line on the thermal image. In addition to the 2-D graph, the software generates statistical data including minimum, maximum, and average temperatures along the line.



3-D Profile

The 3-D profile feature generates a three-dimensional temperature profile of the thermal image. The three axis of the graph represent horizontal distance, vertical distance, and temperature.

Generate Reports



Report Writer

The MikroSpec report writer is designed to provide you with a powerful yet simple and user-friendly means for creating professional-quality reports based on data collected by your MikroSpec software. You can either run the report writer as a stand-alone word processing program or simultaneously with your MikroSpec software.

The report writer functions like a standard Windows™ word processing program, and it is OLE-2 compliant. For added flexibility and optimal functionality, you can import from and link to your favorite Windows word processing or spreadsheet programs.

Mikron reserves the right to change specifications to reflect the latest changes in technology and improvements at any time without notice. These changes will be reflected in subsequent editions of our literature when warranted.